




Uttlesford Community Safety Strategy

2005-08



Contents

Chapters

Page

1
2
3
4
5

Introduction

3

Strategy Overview

4

Research

6

Strategy Themes

1. Hate Crimes –

11

a. Domestic Violence

b. Homophobic crime

c. Racial crime

2. Anti-social behaviour & Criminal Damage

13

3. Alcohol & Drugs

14

4. Road Safety

16

5. Business Crime

17

6. Communications/Media strategy

17

Appendix 1 **Public Service Agreement 1**

18

Appendix 2 **Self Assessment Framework – integrated with
Community Safety Strategy**

19

Introduction

The Partnership



Foreword

On behalf of the 'Responsible Authorities' we would like to take this opportunity to thank those who have developed this strategy and look forward to our future partnership working to make Uttlesford an even safer place to live and work.

- Uttlesford District Council - Chief Executive
- Essex County Council - Head of Emergency Planning & Community Safety
- Uttlesford Primary Care Trust –Director/Chief Executive
- Essex Police – Chief Superintendent
- Essex Police Authority -Chairman
- Essex County Fire & Rescue Service – Divisional Officer

Pictures if possible with names underneath

Mission Statement:

Our overall purpose is:

“To take the lead in making Uttlesford a safer and more pleasant environment in which to live grow and prosper, by reducing crime and disorder, and addressing the related health, economic and social costs of crime”

Strategy Overview

Introduction

The Community Safety Action Team is committed to improving the quality of life, and reducing crime and the fear of crime for the people of Uttlesford. This is being achieved through a partnership of agencies working together. The work on Community Safety across the District is an important part of the work to improve the quality of life in Uttlesford through the Community Plan (Uttlesford Futures)

In order to comply with our statutory duty* the Uttlesford Community Safety Action Team has produced this strategy following our:

- Audit of local crime and disorder and;
- Consultation with the public and a wide range of organisations and other agencies and businesses within the community.

We will ensure that, wherever appropriate, the opportunities that partnership working provides continue to be reflected in co-ordination and pooled resources, to enhance the crime reduction outcomes to the public.

We have reflected on the findings of the audit and views expressed through the consultation. The Uttlesford Community Safety Action Team will aim to reduce crime and the fear of crime, and address the following priority areas, with a particular focus on vulnerable people to ensure social inclusion:

- Anti-social behaviour & criminal damage
- Domestic Violence
- Hate Crime (racial & homophobic)
- Substance Misuse (alcohol & drugs)
- Road Safety issues
- Business Crime

In addressing these issues, the partnership will ensure the needs of all vulnerable people are known and appropriately considered when devising the most appropriate course of action for all concerned.

The Home Office expects each Crime and Disorder Reduction Partnership to reduce crime by an overall percentage – Uttlesford and Braintree (sharing the same Policing Division) by 15% through PSA1 targets. Public Service Agreement Targets are shown at appendix 2 page 18.

Links to other partnership plans

This strategy has been compiled in consideration of the other strategies and plans that touch on crime, disorder and social inclusion. The statutory sector partners dispose their duties under section 17 of the Crime and Disorder Act 1998 through

consideration, by all their services, of the crime and disorder implications of their policies and practices.

(for a full list of partnership plans and partners please see page 23)

** Sections 5-7, and 17 of the Crime & Disorder Act 1998 & Section 97 of the Police Reform Act 2002*

Self Assessment Framework

The self-assessment framework is a useful tool in improving partnership working and, as a result, local delivery of the crime and drugs agendas. It allows partnerships to assess their activities and performance and to identify any gaps in capacity. Most importantly, it requires partnerships to put in place and monitor improvement plans.

It is intended that, where appropriate, self-assessments by CDRP's and DAAT's should be used to help inform the self-assessment undertaken by partnerships' overarching LSP performance management framework

Partnerships should use their improvement plans to identify improvement goals relating to those standards where the partnership has identified a gap or shortfall in performance. Partnerships should, as a general rule, prioritise 4-6 areas for improvement. Further information on improvement planning is provided in the guidance. Improvement plans should be reviewed on a regular basis

The Uttlesford Community Safety Action Team has decided to incorporate the Implementation Plan into the Community safety Strategy as part of the Working Group action plans (where applicable) and as a matter of course for Responsible Authority Group members where appropriate.

The Strategy

To reflect local interest and concerns, and to make the document easier to read we have arranged the document into six major priority headings. They are as follows: -

- 1. Hate Crimes**
 - a. Domestic Violence**
 - b. Homophobic crime**
 - c. Racial crime**
- 2. Anti-social behaviour & Criminal Damage**
- 3. Alcohol & Drugs**
- 4. Road Safety**
- 5. Business Crime**



The work of the Strategy will be underpinned by the associated Working Groups and partners;

Youth Initiative Working Group

Addresses; youth related issues i.e. transport, provision of services, diversionary activities, support & guidance for young people at risk

Alcohol & Drugs Strategy Group

Addresses; alcohol & drug related issues across the whole spectrum of the Community, including access to treatment, support, information, education and guidance

Road Safety Working Group

Addresses; drink drive/drug driving issues, anti-social driver behaviour, education, enforcement, and some engineering issues

Community Support Group

Addresses; providing support, guidance and real help for those suffering from Domestic Violence, homophobia, race crime, religious crime – promoting education to and information to the wider community

Community Safety Tasking Groups (Dunmow & Saffron Walden Sections)

Police led group made up of local professionals and community agencies, identifies trends and “hot spots” in that area and addresses them.

Neighbourhood Watch and Crime Prevention Panels – where applicable

Volunteer led community groups supported by Police and District Council tackling low level crime, providing support and education/guidance for the community on crime prevention

Research

Between July and November 2004 a statistical audit was undertaken across the Uttlesford District, of relevant data provided by many of our partners. The Uttlesford Community Safety Action Team also had a duty to undertake surveys of the Residents in the District, Young people (11-19yrs), a Business survey, and Hard to Reach groups of people as specified by Home Office (travellers, ethnic minorities, gay & lesbian groups). In order to achieve optimum results, an external research company was asked to undertake this work.

Priority Research Limited has been used before by Uttlesford Community Safety Action Team and other Crime and Disorder Reduction Partnerships across Essex, in many other pieces of Community based research. The results from the three main pieces of work are as follows:

General Residents survey

Anti-social Behaviour - 45% of those surveyed had experienced anti-social behaviour related incidents including:

- Speeding traffic (25%)
- Young people hanging about (14%)
- Alcohol related nuisance (9%)
- Drunkenness in town centres and bogus callers both receiving (8%)

General 'perceptions' of crime were perceived as:

- Speeding Traffic
- Vandalism
- Theft/burglary
- Litter

The public consultation identified the top 'perceived causes of crime and anti-social behaviour' as:

- Young people with nothing to do (33%)
- Not enough Police presence (28%)
- Alcohol (23%)
- Drug dealing and drug related crime (10% & 12%)



Hard to Reach Groups

It is important to point out that there were very small samples achieved in this group of people. A total of 40 people were willing to assist in our surveys. Travellers=6, Ethnic Minority=16, Gay/Lesbian=7 and Adults with Learning Difficulties=11.

The results were very similar to the General Residents survey in many aspects. However, there was a noticeable split between Travellers and Ethnic Minorities and the other two groups when discussing feeling safe in their community. Gay/Lesbian groups and Adults with Learning Difficulties felt less safe and had experienced abusive behaviour when out and about.

Concerns about crime were:

- Young people causing a nuisance
- Alcohol related crime and disorder

Suggestions for improvement for the future were:

- Increased Police presence
- Better/more facilities for young people
- Better consultation
- Better leisure/entertainment facilities within the District
- Action to be taken on alcohol and crime
- Education around homophobia/raise awareness of support groups

Youth Survey

An anonymous web based survey was available to all of the secondary schools across the District, alongside a paper questionnaire for those who may have needed assistance in completing the form. Schools were invited to take part through Youth Forum, poster campaign, and teacher information. Again a disappointingly low, return was received and so the survey results skew towards the younger range of the age group i.e. 11-15 yr olds.

Concerns about crime were

- Being bullied
- Theft of mobile phone
- Drunken behaviour by young people

Suggestions for improvement for the future were:

- More organised clubs for young people
- Cheaper tickets to leisure facilities
- More leisure facilities (all weather)
- (transport is an issue when considering all of the above for young people)

The Youth survey findings have been considered in conjunction with the youth Service questionnaire and the Youth survey of primary schools.

Business Crime Survey

A survey, with a single page return, was posted to Federation of Small Businesses (FSB) members in our N W Essex Branch area and a second issue of the survey was subsequently sent to businesses in the Uttlesford Council area. The combined results of the two surveys in the general Uttlesford Council area are as follows:

Total Response	259
Of these replies the percentage where a crime had been committed during the last year was:	52%
Of these replies the percentage where the crime had been reported to the Police (or Fire Service) was:	73%
Of these replies the percentage where the crime had been reported to the victim's Insurance Company was:	41%
The specific crimes were broken down as follows (some businesses experienced more than one crime so the total does not add up to exactly 100%)	
Burglary	37%
Robbery	28%
Assault	7%
Theft	46%
Arson	3%
Damage	66%
The survey asked 'Have you taken steps to reduce the risk of crime' and the percentage who had was:	81%
The survey asked 'Would you company be prepared to join a Crime Reduction group in your area?' and the percentage who would was:	52%

It is encouraging to note that 52% of those surveyed would be interested in joining a crime reduction group, as this would be beneficial to mainly the small, medium and independent retailers, which Uttlesford has a high percentage of. The survey was also supported by a number of other Council's and agencies across the County who distributed the survey in much the same way as Uttlesford District Council.

Total Response – Essex-wide FSB survey results	875
Of these replies the percentage where a crime had been committed during the last year was:	55%
Of these replies the percentage where the crime had been reported to the Police (or Fire Service) was:	70%
Of these replies the percentage where the crime had been reported to the victim's Insurance Company was:	37%
The specific crimes were broken down as follows (some businesses experienced more than one crime so the total does not add up to exactly 100%)	
Burglary	28%
Robbery	13%
Assault	7%
Theft	45%
Arson	4%
Damage	57%
The survey asked 'Have you taken steps to reduce the risk of crime' and the percentage who had was:	81%
The survey asked 'Would you company be prepared to join a Crime Reduction group in your area?' and the percentage who would was:	61%

Business crime in the Uttlesford area would generally appear to be on a par with other areas of Essex, although it is worth noting that the incidences of burglary, robbery and damage appear significantly higher in percentage terms than the average recorded across the Essex region.

The respondents provided comments in relation to their reasons for not reporting incidences of business crime to the police and/or their Insurance Companies. A selection (only) of these comments from the Uttlesford survey replies follows:

a) Reasons for not reporting crime to Police included:

1. Unofficial request made to police to speak to families of three young people found to be shoplifting – police appear to have taken no action
2. Reported but little was done
3. Previous reporting result in receiving ‘victim of crime’ pamphlet only
4. Previous damage not dealt with satisfactorily
5. Police didn’t bother to attend
6. Only small amount of damage – not worth it
7. Not reported – internet crime
8. No faith in response to small crimes
9. New small business opened December 2003 – 2 burglaries, 3 attempted
10. Mobile phones shoplifted, not worth hassle of reporting
11. Knew nothing would be done
12. Insurance not being claimed so police not contacted
13. In the past when we’ve telephoned the police for assistance, they either took hours or weren’t interested
14. Below insurance excess
15. Because it would involve too much paperwork etc for the small amount stolen
16. Not covered by insurance

b) Reasons for not reporting crime to Insurance Company included:

1. To protect NCD
2. To maintain existing claims history
3. The theft was not worth claiming for after paying excess
4. Shoplifting not covered
5. Policy excess too high to make a claim worth while
6. Our premiums would rise too much
7. Not insured
8. Vandalism which is disruptive and time consuming but not costly
9. Cost of repairs less than excess on policy
10. Attempted break-in not covered (alarm activated which scared them off + covered by CCTV)
11. No losses but barn broken and fuel from tractors stolen
12. Amount of time and money involved in recovery did not justify pursuance, approx £70 over excess applicable
13. Able to effect repairs ourselves without increase in excess charge (as advised by Insurance Co)

“crime against businesses costs on average more than crimes against individuals ...”

“... businesses feel they get a raw deal”

- Home Office Research Series paper 217. 2000

The Essex FSB survey also revealed that 2,000 small businesses have claimed to have been forced to close down as a result of criminal activity. Businesses that are easily visible and are dependant on high levels of customer traffic, i.e.pubs, hotels, motor trade and retail are more likely to suffer higher levels of crime than other sectors, however industry and communications service and transport suffer more targeted crimes against them.

The cost and effect of crime is either negligible or relatively low, however this does not account for staff trauma, the replacement of the stolen item and the loss of sale of the stolen item. It is widely accepted by the Police and government that Business Crime is grossly under-reported.

Audit Summary

All Crime – Areas with highest level of crime in district were;

Per Crime figures	Saffron Walden	840	03-04 yr
	Stansted	530	03-04 yr
	Gt Dunmow	462	03-04 yr
	Hatfield Heath	246	03-04 yr
	Takeley	177	03-04 yr

However, if we look at All Crimes per 1000 population of an area;

	Dunmow	66.0%	03-04 yr
	Stansted	63.3%	03-04 yr
	Takeley	60.2%	03-04 yr
	Saffron Walden	57.5%	03-04 yr
	Hatfield Heath	50.0%	03-04 yr

Motor Vehicles

Thefts Of Motor Vehicles & Thefts From Motor Vehicles – in 2003/04 Saffron Walden and Stansted have the highest number of thefts from motor vehicles and all three main towns suffered from thefts of motor vehicles – national average has fallen by 51% since 1995 (BCS). Uttlesford average is 1.31 – therefore not a priority for Uttlesford, although data will continue to be collected under PSA1. According to Home Office Statistics (National Statistics Website), for example, the number of thefts of a motor vehicle in Uttlesford is 1.3 for the period April 2000 to March 2001 (supporting the community crime profiler figures), whereas the number per thousand for England and Wales is 6.4.

School Exclusions

Although data would show that exclusions have increased in Uttlesford since the last audit, the baseline data is not comparable, as reasons (and specific type of exclusion) were not previously shown for exclusions. Also the periods of data collected are not

comparable. Therefore this is not a priority for the Community Safety Strategy, however this issue will be flagged with the appropriate agencies for action.

Arson

This is not considered an issue by the residents of the district as the Residents' survey shows, however most of the low number of reported "suspicious" fires are vehicle fires. During 2002 and 2003 there were 43 and 41 reports respectively. This is therefore not a priority for the Community Safety Strategy however; this issue will be flagged with the appropriate agencies for action (with reference to prompt removal of abandoned vehicles)

Impact of Stansted Airport

Due to the unique nature of Stansted airport none of the figures contained within this Strategy include specific offences at the airport. Stansted airport forms a separate operational Police Division within Essex Police and particular arrangements are in place to manage those crimes committed on site.

Gun Crime - Although perceived crimes have been reported, discussions with local and divisional Police confirm that Uttlesford does not need to treat this as a priority for the Community Safety Strategy 2005-08.

Following in-depth research these reported incidents could be related to;

- Official Hunt activities
- Members of public being startled by a noise which they assume was a gun shot
- Potential sightings of a gun (these are not specified as hunting rifles or hand guns)
- Actual sightings of a gun (these are not specified as hunting rifles or hand guns)

Hate Crime

Hate Crimes – Domestic Homophobic Racial

Domestic Violence

We Aim To :

- To reduce the number of repeat victim domestic violence incidents in Uttlesford from 54 by 15% to 46 by 2008
- To increase the numbers of reported incidents of Domestic Violence in Uttlesford
 - (Essex Police Figures)

How we will achieve this;

- To share information on new and repeat incidents of domestic violence on a regular basis at Case Specific meetings
- To ensure information sharing at grass roots level using Information Sharing Protocol, and to encourage new partners to have open dialogue, trust and confidence between the community and services.
- To raise awareness and educate the wider community about domestic violence.
- To raise awareness about male victims of domestic violence

The number of reported incidents in Uttlesford has increased. This may be a result of the Community Support Groups' continued work towards increased reporting. Twice as many reported incidents were of a non-violent nature. Alcohol is a significant related factor to the incident. The number of arrests has increased per year, yet only one third of reports result in an arrest. The reason for the non-arrests is unknown. The number of repeat victims is gradually decreasing, yet as the number of incidents is increasing this indicates that the data consists of more first time victims. The number of repeat perpetrators has decreased significantly since 2001-02, yet has remained fairly constant.

“Domestic violence is essentially a pattern of behaviour characterised by the exercise of control & misuse of power by one person, usually a man, over another, usually a women, within the context of an intimate relationship. It is manifested in various ways, including, but not restricted to, physical, sexual, emotional & financial abuse, and the imposition of social isolation, and is most commonly a combination of them all”

Whilst this definition does not include **children, domestic violence** within familial relationships has a **negative effect upon children**. There is also evidence of co-occurrences of domestic violence, child and animal abuse in the family. Child abuse can be seen as an indicator of domestic violence in the family and vice versa. Victims with physical, mental and learning disabilities may have additional difficulties in asking for help – violence against children is addressed by the Uttlesford Community Support Group

There have been no recorded incidents of Homophobic crime, and two racial related hate crimes in 2003/04. There is minimal baseline data to work from.

Homophobic Crimes & Racial Crimes

We Aim To:

- To reduce the number of repeat victims of Hate Crime (homophobic and racial) in Uttlesford in years 2006-07 and 2007-08 only
- Continue to encourage reports of this nature in Uttlesford and increase reporting of this crime by 100%
 - (Essex Police Figures)

How we will achieve this;

- To share information on new and repeat incidents at regular Case Specific meetings
- To ensure information sharing at grass roots level using Information Sharing Protocol and to encourage new partners to have open dialogue, trust and confidence between the community and services.
- To raise awareness and educate the wider community about Hate Crime in Uttlesford

Anti-Social Behaviour

Definition

Anti-social behaviour has a wide definition under the Crime and Disorder Act 1998, it is behaviour which causes or is likely to cause harassment, alarm or distress to one or more people who are not in the same household as the perpetrator.

Some of the forms it can take are:

Harassment and nuisance	Playing music loudly, especially late at night
Vandalism and graffiti	Drug dealing
Shouting and verbal abuse	Alcohol abuse
Allowing persistent nuisance by animals (e.g. dog fouling or continuous barking).	

Aim

- **To reduce numbers of incidents of Anti-social Behaviour occurring across the district**
- **To support every offender and victim referred to ASB officer**

How we will achieve this:

- To work proactively with the perpetrators, regardless of their age, and families, in partnership with other agencies (where appropriate)
- To target and address specific persistent 'hot spots' in partnership with the Community Safety Tasking Groups and put in place effective measures to combat the anti social behaviour
- To provide the necessary support to the perpetrator to ensure the conditions of Acceptable Behaviour Contracts (ABC's) & Anti-social Behaviour Orders (ASBO's) are adhered to through diversionary activities where appropriate.
- To monitor and review current and expired ABC's and ASBO's
- To encourage the community to address the causes of anti-social behaviour
- Encourage witness and victim involvement in conjunction with the Victims & Witnesses protocol
- To promote awareness throughout the District of work undertaken around Anti-social Behaviour
- To ensure information sharing protocols are adhered to by all agencies to promote better working practices for the victims and offenders involved.

The use of acceptable behaviour contracts within the District has proved successful in reducing anti -social behaviour. A multi-agency approach is used to solve the problem, allowing all agencies to offer support and guidance through diversionary activities and projects.

The perception of young peoples behaviour is often more of a problem than the behaviour itself and in many cases it is more likely that young people are the victims of anti-social behaviour rather than the perpetrators. Raising awareness of the positive behaviour of young people and the interventions that are put in place to stop the anti-social behaviour, will help to overcome the negative perception.

Criminal Damage

Criminal Damage

Aim

- To reduce the incidents of vandalism/graffiti to UDC buildings/UDC property in and around the main towns of Saffron Walden, Stansted Mountfitchet, Gt Dunmow and Thaxted by 15% from (8+5) 13 to 11 by 2008
- To reduce incidents of criminal damage to property (not UDC owned) across the district by 15% over three years from 759 to 645 by 15% to 2008
 - (Essex Police & UDC Figures)

How we will achieve this;

- Identifying main public areas subjected to graffiti and using anti-graffiti paint on them
- Identify potential use of using Reparation Orders to remove graffiti
- Identifying main areas/locations and deploying patrol staff/mobile CCTV through Community Safety Tasking Groups
- Set up a partnership forum to progress the work of graffiti removal
- Utilise the new Police Graffiti database to identify “tags” and perpetrators of graffiti
- Consider setting up a hotline for reporting of graffiti once partnership forum is in place and operating effectively

Alcohol related crime



Aims

- To reduce town centre alcohol related violence (criminal damage/Offences against the person) – on street crime reported to Police by 15% from 583 to 538
- To reduce alcohol related domestic violence (2003/04 baseline) by 15% from 164 to 140 by 2008
- To reduce the number of crimes of violence (on street Friday/Saturday nights 2003/04 baseline) by 15% from 355 to 301 by 2008
 - (Essex Police Figures)

How we will achieve this;

- Access better facilities for Uttlesford residents in need the Case Specific meetings of Community Support Group
- Promote support services for people in need through media
- Fully utilise Family Support Centre in Uttlesford
- Targeted Police operations/patrols in town centres
- Promote working relations with Publicans through joined up working with Licensing Officer and on Alcohol & Drugs Strategy Group
- Encouraging more taxi companies to be available at the crucial times to disperse crowds



Drug related crime

Aims

- Disrupt the availability of drugs within Uttlesford.
- Educate young people in Uttlesford about the dangers of substance misuse (Yr 6 Crucial Crew & Drug Education)
- Reduce the number of drug related crimes in Uttlesford by 15% from 101 to 86 by 2008
- Provision of a treatment service within the District of Uttlesford by 2008
- Introduce Programme for Reintegration of Offenders (PRO Essex) within Uttlesford by 2008
 - (Essex Police & DAAT Figures)

How we will achieve this;

- Increased Education and indirect support through Community Sports Outreach workers and Mobile Information Bus
- Through targeted Policing operations
- Continued education in schools through ADSG Education sub group.
- Support an increase in the number of offenders made subject to Drug Rehabilitation Requirement (previously DTTOs) with the objective of reducing drug related crime in Uttlesford
- Develop a multi-agency package of support to enable offenders to obtain and retain accommodation. It is widely accepted that suitable accommodation is one of the keys to successful rehabilitation and the reduction of re-offending.
- Closer working between Uttlesford Primary Care Trust and Essex Drug & Alcohol Action Team to negotiate a local treatment service
- Close links to the Priority and other Prolific Offenders Strategy will ensure the PRO ESSEX service is successfully supported by Uttlesford Community Safety Action Team and the Alcohol & Drugs Strategy Group
- Continued work in the Community by members of the Alcohol & Drugs Strategy Group

Drug Related Crime Jan 2003-2004

Arrests for Cannabis Resin and Cannabis Herbal are the most prevalent “drugs crimes” in Uttlesford. The majority of arrests are for possession, with only a small number of people being arrested from supplying Class A Drugs. The highest percentage of these crimes are committed by males aged between 22-30



Road safety

Aims

- To reduce the number of road traffic collisions on Motorway, A and B roads in the district from Motorway – 11, A roads – 80 & B roads – 20 to Motorway – 9, A roads – 68 & B roads – 17 by 15% by 2008
- To reduce anti-social driver behaviour/speeding incidents by residents within the district

The above percentages are subject to the unknown quantity of the new stretch of the A120; once research is available (probably 2007/8) this will be factored into the Strategy.

Speeding traffic was the highest worry, and perception of crime in the Uttlesford area with the highest percentage of the population having experienced it on a daily basis – 25%

How we will achieve this;

- With Essex Police Mobile support Division, Braintree Police Division and Essex Safety Camera Partnership, increased speed enforcement at locations suffering killed and seriously injured (KSI) collisions
- Annual Drink driving/drug (legal & illegal) driving campaigns – winter and summer
- Road Safety Education of pre-driver groups – in schools
- Better engineering of road landscapes
- Better signage of road landscapes
- Increased seat belt checks and enforcement



Business Crime

Business Crime

Definition – crimes committed on business/commercial property or against business/commercial premises.

Aim

- To set up a Business Crime Forum for the district in 2006-07 which will link into the CDRP
- To reduce business crime in Uttlesford by 15% from 134 to 114 by 2007-08 only 2003-04 baseline (Federation of Small Businesses Figures)
- To encourage business to report crimes against them to the Police

How we will achieve this


The actions below can be implemented from 2005-06

- Enhance the existing ShopWatch in Saffron Walden & Gt Dunmow towns
- Implement a communications mechanism with all local businesses
- Work with businesses in anti-social behaviour orders where applicable
- Create better reporting for Business crime – refer to POPO strategy (most last offences were shoplifting)

These actions will stem from the formulation of a Business Crime Forum

- To raise awareness of crime prevention/victim & witness support available to local businesses in 2007-08 only
- Utilise the National Hit-tech Crime Unit www.nhtcu.org expertise for all businesses
- Utilise the www.localshop.com website for good practise- particularly for small shops in residential areas
- Utilise the www.businesscrime.org.uk website for best practise & advice
- Encourage LA planners to use “Designing Out Crime” in planning applications
- Encourage all business in area to report all crime regardless of cost or impact

Communications



Communications

The Community Safety Action Team recently decided to re-brand itself – a competition was held to design a new logo. Only 10% of the “general public” surveyed were aware of the Community Safety Action Team prior to the latest Questionnaire, so we can surmise that even fewer residents are aware of the good work undertaken by those under its’ umbrella. Communication is essential to positively promote this work.

Aim

- To effectively promote the work of the Uttlesford Community Safety Action Team and associated Working Groups
- To reduce the Fear of Crime by promoting the activities/action plans of the Working Groups

How we will achieve this;

- Nominate an officer within each Working Group to be the contact officer for the Press by July 2005
- Ensure the UCSAT logo is present on all paperwork/promotional material, - with immediate effect
- The facilitators of each working group will develop a calendar of promotional activity with the press
- Ensure District and County Councillors are fully aware of the activities of UCSAT and its’ working groups –Member representative on each working group and UCSAT must feedback relevant “community safety” activity to their Political Parties and to their Committees
- Community Safety Officer to provide quarterly updates/information to Members via Members bulletin, e-mail and training sessions/workshops.

This **must** be undertaken as a partnership

Public Service Agreement 1 Targets

Theft of a Vehicle*

Theft From Motor Vehicles*

Vehicle Interference (Criminal Damage/Anti-social Behaviour)

Domestic Burglary*

Theft from a Person

Criminal Damage (Anti-social Behaviour/Criminal Damage)

*Common Assault**

*Woundings**

Robbery of personal property

(Items in italics are covered in the main strategy)

(Items shown with an asterisk are recorded by Best Value Performance Indicators BVPI126 / 127 / 128)

All of the above are Public Service Agreement Targets, which are Police objectives and therefore Police and Partnership activities are directed towards these areas as a matter of course.

Aims

- Reduce the number of burglaries from people's homes in Uttlesford from 204 to 174 (part of PSA1) 15 % overall

How we will achieve this;

- Targeting and monitoring known prolific and priority offenders.
- Mapping the areas where crime is committed – using Community & Crime Profiler
- Continued promotion through Neighbourhood Watch & Crime Prevention Panels of home security routines and products

Theft of motor vehicles & Theft from motor vehicles

Aims

- Reduce the level of vehicle thefts from 135 to 115
- Reduce the level of vehicle thefts from vehicles from 347 to 295. (part of PSA1) reduce by 15% overall.

How we will achieve this;

- Targeting and monitoring known prolific and priority offenders.
- Mapping the areas where crime is committed – using Community & Crime Profiler
- Continued promotion through Neighbourhood Watch & Crime Prevention Panels of vehicle security routines and products

RAG	CSAT	ADSG	RSWG	CSG	YIWG	Aim
	Support the aim	Support the Family Support Centre		Share information on database Education of the wider community Promote support groups for male victims Support the Family Support Centre		Aim 1 Hate Crime
RAG	CSAT	ADSG	RSWG	CSG	YIWG	Aim
	Direct support through Community Safety Tasking Groups (Police) Ensure ASB Officer receives support & direction in work	Provide support & resources for Sports Outreach workers			Provide information on Diversionary activities Provide resources & support for the Sports Outreach workers Identify resource for Reparation work (i.e. graffiti removal)	Aim 2 Anti-social Behaviour & Criminal Damage
Ensure new Licensing Act is considered	Direct support through Community Safety Tasking Groups (Police)	Support the Family Support Centre resource Promote better working with local publics and licensees Support DTTO's and Arrest Referrals	Run drink drive & drug drive campaigns	Reduce no. of alcohol related repeat victims of Domestic Violence		Aim 3 Alcohol & Drugs
		Support Motorwise and Crucial Crew	Pre-driver Education Drink Drive & Drug Drive educational & enforcement campaigns Seatbelt checks Engineering and Enforcement		Support Motorwise	Aim 4 Road Safety

	Awaiting information Federation of Small Businesses	Awaiting information Federation of Small Businesses	Awaiting information Federation of Small Businesses	Awaiting information Federation of Small Businesses	Awaiting information Federation of Small Businesses	Aim 5 Business Crime
Promote work of group and UCSAT	Promote work of group and UCSAT	Promote work of group and UCSAT	Promote work of group and UCSAT	Promote work of group and UCSAT	Promote work of group and UCSAT	Aim 6 Communications

RAG – Responsible Authority Group

ADSG – Alcohol & Drugs Strategy Group

CSG – Community Support Group

CSAT – Community Safety Action Team

RSWG – Road Safety Working Group

YIWG – Youth Initiatives Working Group

The Working Group Action Plans will give full details of the activities underway in order to achieve the Aims of the Strategy 2005-08

List of Partnership Plans

Essex Police	-	Braintree Division Policing Plan
Essex County Council	-	Essex Approach
	-	Service Delivery Plans
Uttlesford Primary Care Trust	-	Local Delivery Plan
Uttlesford District Council	-	Corporate Plan
		Quality of Life Plan
		Community Plan – Local Strategic Partnership
		Homelessness Strategy
National Probation Service Area Plan		
North Essex Mental Health Partnership Plan		
Uttlesford Children & Young Peoples Strategic Partnership Action Plans		
Local Public Service Agreement Targets		
Prolific & Other Priority Offender Strategy		
Uttlesford Anti-social Behaviour Protocol		
Multi Agency Public protection Arrangements (MAPPA)		

Prolific & Other Priority Offender Strategy (PPOS)

This strategy is aimed at tackling a small number of prolific offenders (estimated at 0.50% of the entire active offender population) who are responsible for a disproportionate amount of crime.

The strategy is in three complementary parts designed to tackle both prolific offending and its roots, comprising:

- Prevent & Deter – to stop people (overwhelmingly young people) entering the pool of prolific offenders
- Catch & Convict – actively tackling those who are already prolific offenders
- Rehabilitate & Resettle – working to increase the number of such offenders who stop offending by offering a range of supportive interventions.

Uttlesford Community Safety Action Team fully supports this strategy and will continue to work towards its implementation locally in accordance with government guidelines. It will also co-operate with the Essex Criminal Justice Board in its efforts to ensure a consistent approach throughout the county.

Multi Agency Public Protection Arrangements was created by the Criminal Justice and Court Services Act (2000). The purpose is to minimise the risk to the public posed by those offenders in the community who may re-offend, either violently or sexually. The Criminal Justice Act 2003 extends the arrangements and requires the police, prison and probation services (the "Responsible Authority") in each of the 42 Areas of England and Wales:

- To establish arrangements for assessing and managing the risks posed by sexual and violent offenders;
- To review and monitor the arrangements; and, as part of the reviewing and monitoring arrangements,
- Prepare and publish an annual report on their operation.

The Criminal Justice Act, which came into effect on 1st April 2004, has re-enacted the original MAPPA legislation and strengthened it:

Clause 295(3), (4), (5) & (6) introduces a *Duty to Co-operate* (DTC) with the MAPPA, which requires the Responsible Authority to co-operate with each of the following bodies and requires them to co-operate with the Responsible Authority:

Local Authority Social Services Departments
Primary Care Trusts, other NHS Trusts and Strategic Health Authorities

Jobcentres Plus
Youth Offending Teams
Registered Social Landlords which accommodate MAPPA offenders
Local Housing Authorities
Local Education Authorities
Electronic Monitoring Providers

Any other relevant plans or strategies implemented during the life of this strategy will be considered

List of Partners – (main contributors)

Essex Police Braintree Division
Essex County Council
Uttlesford Primary Care Trust
Essex County Fire & Rescue Service
Essex Police Authority
Uttlesford Association of Local Councils
Essex Police Stansted Airport Division
British Transport Police
Essex Mobile Support Division
EST Connexions
Go-East
Essex Drug Action Team
Federation of Small Businesses
Probation Service
Crime Prevention Panels – Saffron Walden/Stansted/Dunmow
Uttlesford Neighbourhood Watch
Springboard Housing Association
Hastoe Housing Association
Springboard Housing Associations
Victim Support
Uttlesford Citizens Advice Bureau
Essex Race Equality Council
Essex Association of Boys Clubs
Essex Young Peoples Drug & Alcohol Service
Uttlesford Youth Forum
Rainer Foundation
Cambridge Drug & Alcohol Service
West Essex Community Drug & Alcohol Team
Alcohol & Drug Advisory Service

